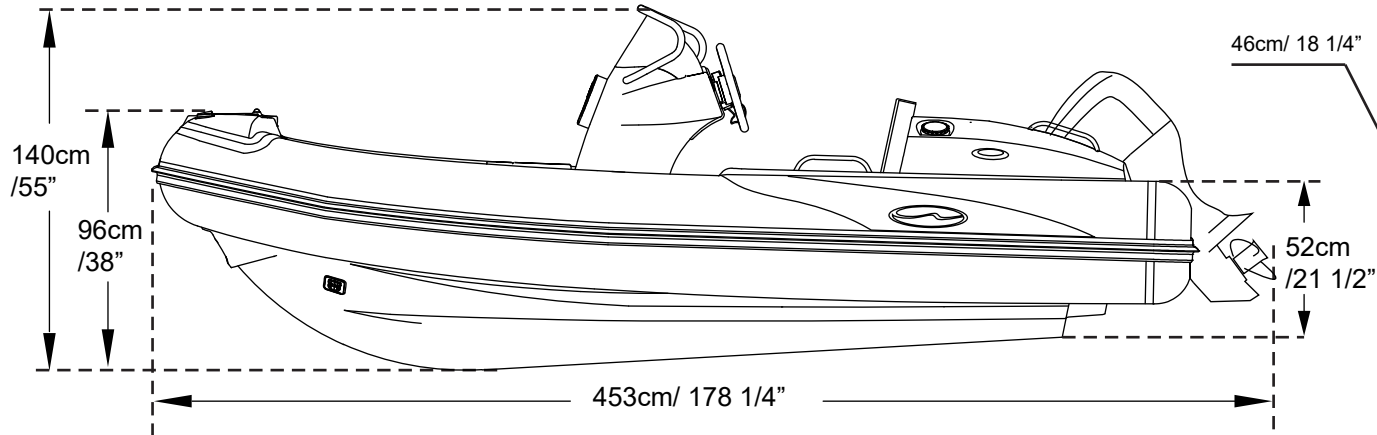


VENTURE 13


SPECIFICATIONS & MAXIMUM CAPACITIES



WALKER BAY

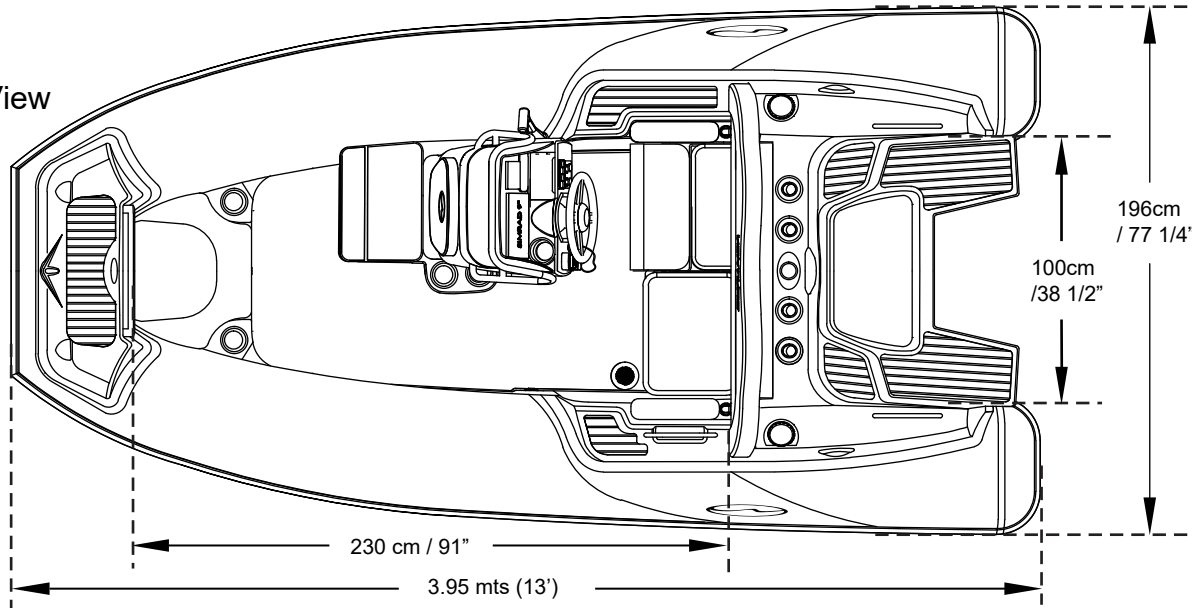


Side View

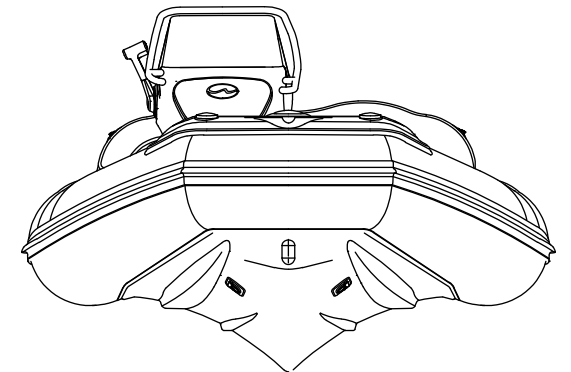


Rear View

Top View



Front View



SPECIFICATIONS AND MAXIMUM CAPACITIES (Subject to change without notice. Tolerances: Dimensions +/- 3% Weight +/- 5%)

MODEL	ISO 6185 PART	ISO 6185			#			Length											Wet Weight (Approximate) 50 HP + Fuel		AIR CHAMBERS			
			KG	LB		KG	LB		KG	LB	KG	LB	KG	LB	PSI	BAR								
			Maximum	Recommended		Maximum Speed			KG	LB	KG	LB	PSI	BAR										
VENTURE 13	3	C	810	1785	7	525	1155	L	110	243	45	60	37	50	35	40	65	264	582	430	945	3	3.5	0.24