

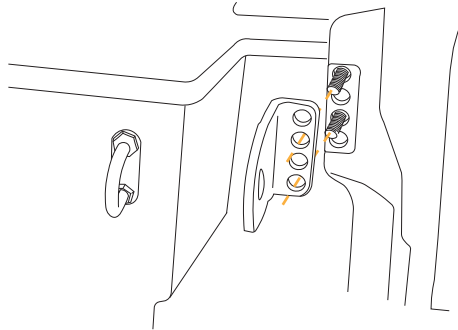
## Generation 13LTE: TurboSwing Installation



**Important Note:** This Guide is only intended to show the recommended position of the TurboSwing on the transom of the boat and the adjustment of the base plate and tube's holder.

- ① For the TurboSwing's installation in the 13LTE it's required to use the 2<sup>nd</sup> and 4<sup>th</sup> hole of base plate.

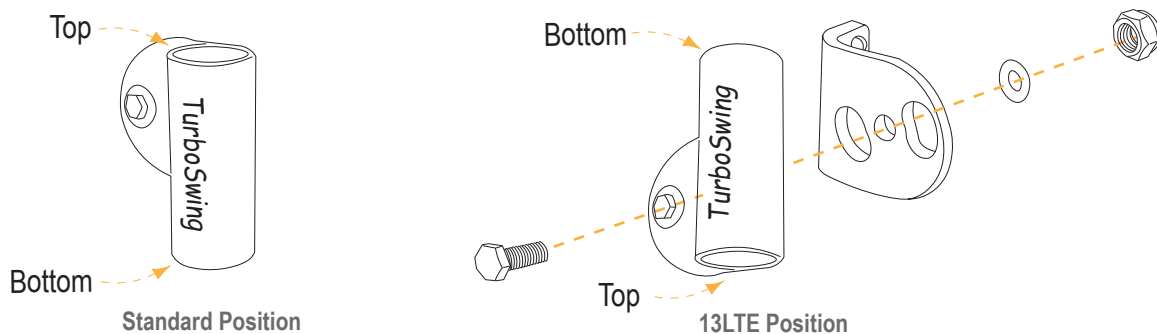
The following image shows the base plate's correct use.



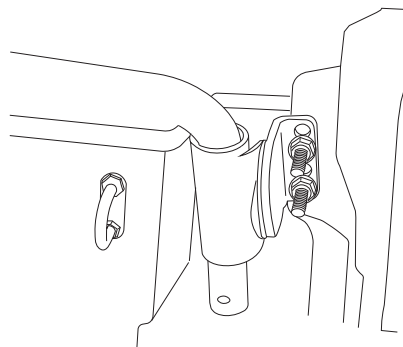
- ② Continue with the manufacturer's installation manual.

- ③ When you place the TurboSwing's tube holder (in the 2<sup>nd</sup> step of the instruction manual) it's necessary to rotate it 180°.

The following image shows the proper tube holder placement.



- ④ Continue with the manufacturer's installation manual.
- ⑤ The next image shows the proper installation for the TurboSwing in the 13LTE



**Important Note:** Walker Bay has provided this guide for installing the TurboSwing on the 13LTE in a manner that prevents interference with the deck surfaces.