

UNAIDED REBOARDING



WALKER BAY

⚠ WARNING

Rotating propeller may cause serious injury or death. Shut off engine when near persons in the water.


In the event that a passenger falls overboard, there are several ways to re-board a Walker Bay boat from the water.

Some models are equipped with ladders to facilitate re-boarding, although some models may or may not have a ladder as a means of re-boarding, the boarding procedure is described below:

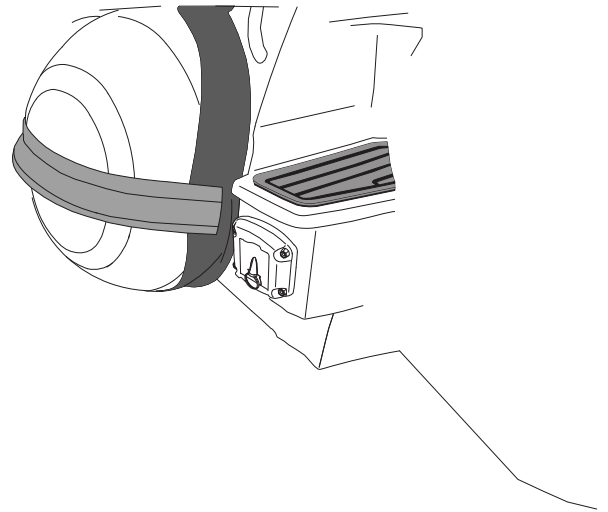
Model Generation 12

- ① Grasp pull ring and pull down to release locking pin while pulling ladder assembly out until it stops. Then swing ladder down.


Pull Ring Downward



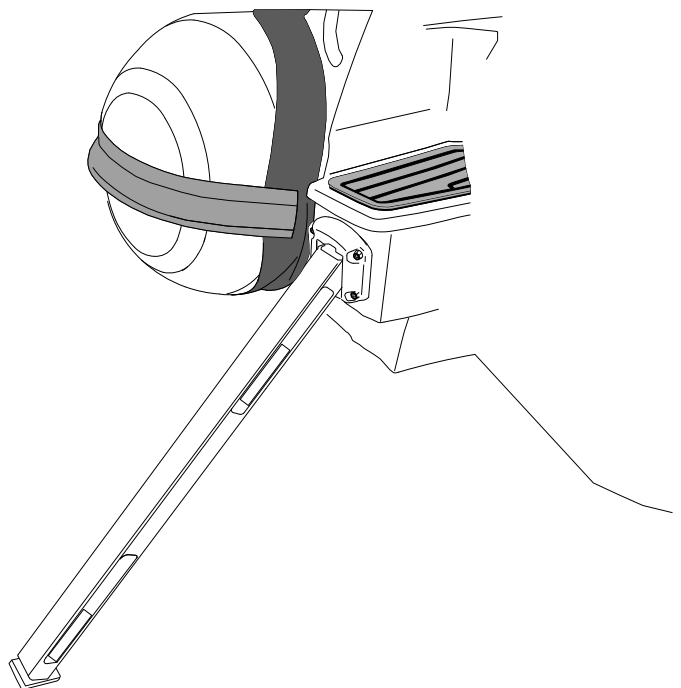
Pull ring



②



Pull out till fully extended then rotate down.



UNAIDED REBOARDING



WALKER BAY

- ③ Pull out steps on the left and right and rotate them downward until they deploy fully.



Reverse process to store.

