


# RECOMMENDED SEATING ARRANGEMENTS

## ⚠ WARNING

According to the American Boat and Yacht Council's standard H-28.5.1 recommended seating arrangement must be specified.

### RISK OF FALLING OVERBOARD

Recommended seating positions are marked with this symbol: 

Add additional persons in the sequences of numbers shown.

Do not exceed maximum persons or weight capacity.

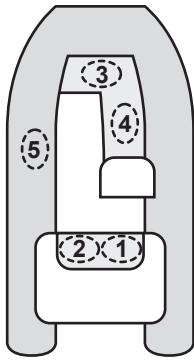
See Capacity Label located on boat's transom for maximum capacities.

Avoid sharp turns at high speeds. Sharp turns at high speeds may result in passengers falling overboard.

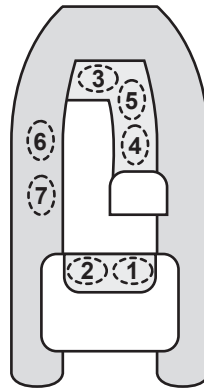
Distribute weight of persons and gear evenly throughout boat.

When sitting on inflatable tubes use hand holds provided on tubes.

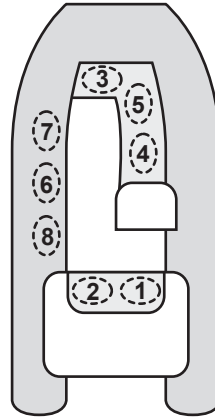
### Generation Console RIBs



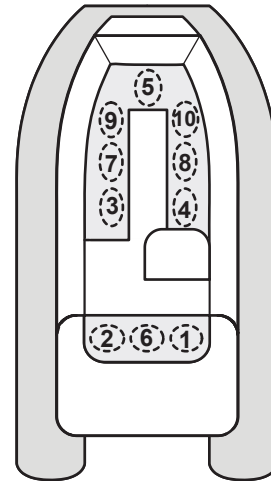
Generation 340 & 360



Generation 400

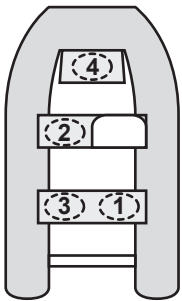


Generation 450

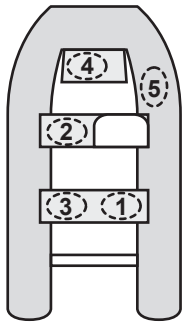


Generation 525

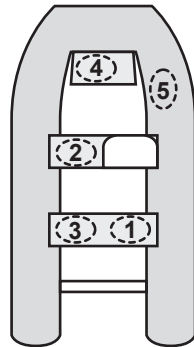
### Genesis & Odyssey ST Console RIBs



Genesis 310 Console

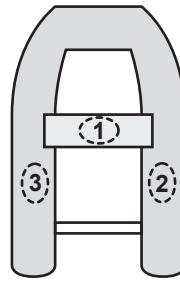


Genesis 340 & Odyssey 325ST Console

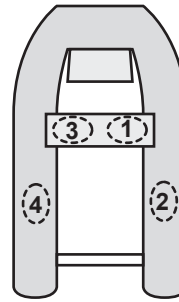


Odyssey 365ST Console

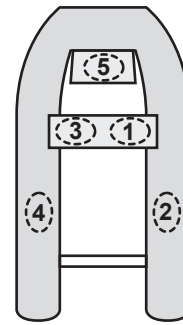
### Genesis & Odyssey Super Tender RIBs



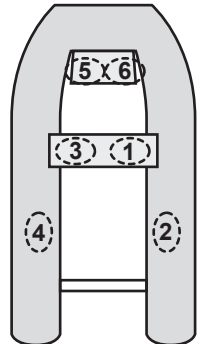
Genesis 270



Genesis 310

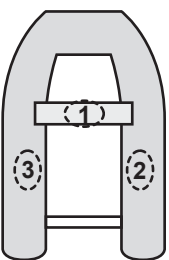


Genesis 340 & Odyssey 325ST

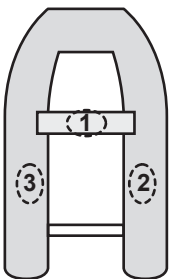


Odyssey 365ST Console

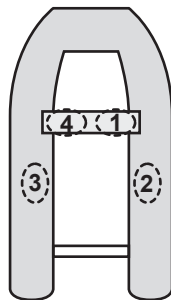
### Odyssey Superlight & Odyssey Roll-ups



Odyssey 240



Odyssey 270

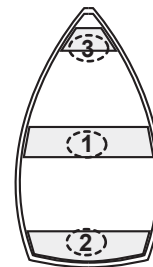


Odyssey 310

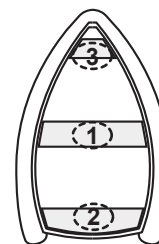
### Original Line



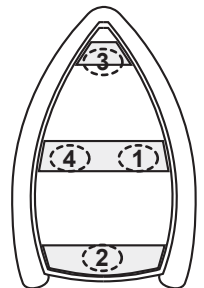
WB8



WB10



275 RID



310 RID